



努力对客户承诺变为现实,让企业产品价值实现共赢!
Efforts to make promises to customers become reality,
so that the value of enterprise products can achieve a win-win situation



TS2733K85-2026
ISO 9001质量管理体系认证企业



**PURSUE EXCELLENCE
PIONEER AND INNOVATE**
追求卓越·开拓创新



隆股阀门集团有限公司
LONGGU VALVE GROUP CO., LTD

地址: 温州经济技术开发区九路638号
传真: 0577-56824980
手机: 15057788932 (肖经理)
邮箱: 2806951237@qq.com

Add: No. 638, 9th Road, Wenzhou Economic and Technological Development Zone
Fax: 0577-56824980
Cell: 15057788932 (Manager Xiao)
Email: 2806951237@qq.com

产品选型手册

PRODUCT
SELECTION GUIDE

TS TS2733K85-2026
ISO 9001质量管理体系认证企业

目录 Contents

国标法兰球阀 National standard flange ball valve	01-02
美标法兰球阀 American Standard Flanged Ball Valve	03-04
国标闸阀 National standard gate valve	05-06
美标闸阀 American Standard Gate Valve	07-08
国标截止阀 National standard globe valve	09-10
美标截止阀 American Standard Globe Valve	11-12
H41升降式止回阀 H41 lift check valve	13-14
H44旋启式止回阀 H44 swing check valve	15-16
H44美标旋启式止回阀 H44 American Standard Swing Check Valve	17-18
H42立式止回阀 H42 vertical check valve	19
Y型法兰过滤器 Y type flange filter	20



COMPANY PROFILE

公司简介

隆股阀门集团有限公司坐落于温州经济技术开发区，是一家集设计研发、智能制造、销售服务于一体的不锈钢阀门制造企业。

企业拥有多台高精尖数控精密加工设备及检验检测设备，主要生产不锈钢球阀、闸阀、截止阀、止回阀、过滤器气动球阀及其它流体控制配套等。产品品类100余种，1000多个规格。还可按客户需求定制。

产品主要应用在医疗、化工、石油、天然气、火电、核电、造纸、工业、气体、食品和航天等行业。隆股阀门为拓展市场多渠道多领域，积极进取。已获得国家及国际多项资质荣誉，公司产品服务与质量深受顾客的信赖及好评。追求卓越、顾客至上、开拓创新，是隆股人的一贯作风。

我们也将努力对客户承诺变为现实！让企业产品价值实现共赢！

Longgu Valve Group Co., Ltd., located in Wenzhou Economic and Technological Development Zone, is a stainless steel valve manufacturer integrating design and development, intelligent manufacturing and sales services.

The enterprise has several high-precision CNC precision machining equipment and inspection and detection equipment, mainly producing stainless steel ball valves, gate valves, stop valves, check valves, filter gas-electric valves and other fluid control accessories. There are more than 100 product categories and more than 1000 specifications. It can also be customized according to customer needs.

The products are mainly used in medical, chemical, petroleum, natural gas, thermal power, nuclear power, paper, industry, gas, food and aerospace industries. Longgu Valve is active in expanding the market in multiple channels and fields. It has obtained many national and international qualifications and honors, and the company's product service and quality are deeply trusted and praised by customers. The pursuit of excellence, customer first and innovation is the consistent style of Longgu people.

We will also make our commitment to our customers a reality! Let the value of enterprise products achieve win-win situation!

ENTERPRISE
QUALIFICATION
企业资质



GATE VALVE SERIES
闸阀系列

追求卓越 · 开拓创新



GLOBE VALVE SERIES
截止阀系列




BALL VALVE SERIES
球阀系列

追求卓越 · 开拓创新



BALL VALVE SERIES
球阀系列



国标法兰球阀
GB Flange ball valve

日标球阀
Japanese standard ball valve

高平台球阀
High platform ball valve



美标球阀
American Standard Ball Valve



一体式高温球阀
One-piece high temperature ball valve



保温球阀
Insulation ball valve



送料球阀
Feeding ball valve



三通球阀
The 3-way ball valve



对夹薄型球阀
Wafer thin ball valve



涡轮固定球阀
Turbine fixed ball valve



涡轮浮动球阀
Turbine floating ball valve

CHECK VALVE/FILTER SERIES
止回阀/过滤器系列



气动球阀
Pneumatic ball valve



气动三通球阀
Pneumatic three-way ball valve



电动薄型球阀
Electric light-weight ball valve



电动球阀
Electric ball valve



H41 升降式法兰止回阀
H41 Lifting Flange Check Valve



H44 旋启式法兰止回阀
H44 swing flange check valve



H44 美标法兰止回阀
H44 American Standard Flange Check Valve



H42 立式法兰止回阀
H42 vertical flange check valve



H71 对夹升降式止回阀
H71 Wafer Lifting Check Valve



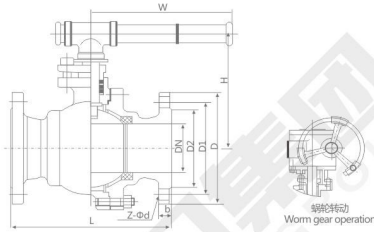
H74 对夹圆片止回阀
H74 wafer check valve



H76 对夹双瓣止回阀
H76 wafer double check valve



Y型过滤器
Y type filter



标准
设计与制造按GB/T12237
结构长度按GB/T12221
法兰连接尺寸按JB/T79
检验按JB/T9092

Standards
Design and manufacture as GB/T12237
Face to face dimensions as GB/T12221
End flange dimension as JB/T79
Pressure test as JB/T9092

试验压力 Test Pressure

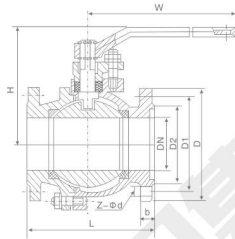
试验项目 Test Item	壳体试验 Shell Test	密封试验 Seal Test	上密封试验 Back Seal Test	气密封试验 Air Seal Test
介质 Medium	水 Water			气 Air
单位 Unit	MPa	MPa	MPa	MPa
公称压力 Nominal Pressure PN(MPa)	1.6	2.4	1.8	0.5~0.7
	2.5	3.8	2.8	
	4.0	6.0	4.4	
	6.4	9.6	7.0	
	10.0	15.0	11.0	
	16.0	24.0	18.0	

主要零件材料 Materials for Main Parts

名称 Name	材料 Material									
阀体/阀盖 Body/Bonnet	CF8	CF3	CF8M	CF3M	WCB	LCB	WC6	WC9	C5	
球体 Ball	CF8	CF3	CF8M	CF3M	WCB Hcr	CF8	CF8	CF8	CF8	
阀杆 Stem	F304	F304L	F316	F316L	2CR13	F304	F304	F304	F304	
阀座 Seat	PTFE/PPH									
填料/垫片 Packing/Gasket	PTFE					石墨 Graphite				
螺栓 Bolt	不锈钢 Stainless Steel					35CrMoA				
螺母 Nut	不锈钢 Stainless Steel					45, 35CrMoA				
手柄 Handle	铸钢 Cast Steel									

主要连接尺寸 Main Connection Dimensions

型号 Type	公称口径 DN(mm)	尺寸 Dimension(mm)									
		L	D	D1	D2	D6	b-f	z-φd	H	W	
Q41V-16	15	130	95	65	45		16-2	4-φ14	65	115	
	20	140	105	75	55		16-2	4-φ14	75	130	
	25	150	115	85	65		16-2	4-φ14	85	150	
	32	165	135/140	100	78		18-2	4-φ18	95	190	
	40	180	145/150	110	85		18-3	4-φ18	105	230	
	50	200	160/165	125	100		18-3	4-φ18	115	240	
Q341V-16	65	220	180/185	145	120		20-3	4-φ18	145	280	
	80	250	195/200	160	135		20-3	8-φ18	160	310	
	100	280	215/220	180	155		22-3	8-φ18	185	330	
	125	320	245/250	210	185		23-3	8-φ18	215	600	
	150	360	285/285	240	210		23-3	8-φ23	245	800	
	200	400	335/340	295	265		24-3	12-φ23	300	1000	
Q641V-16	250	450	405	355	320		30-3	8-φ23	380	1200	
	15	130	95	65	45		16-2	4-φ14	65	115	
	20	140	105	75	55		16-2	4-φ14	75	130	
	25	150	115	85	65		16-2	4-φ14	85	150	
	32	165	135/140	100	78		18-2	4-φ18	95	190	
	40	180	145/150	110	85		18-3	4-φ18	105	230	
Q41V-25	50	200	160/165	125	100		19-3	4-φ18	115	240	
	65	220	180/185	145	120		20-3	8-φ18	145	280	
	80	250	195/200	160	135		20-3	8-φ18	160	310	
	100	280	230/235	190	160		24-3	8-φ23	185	330	
	125	320	270	220	188		28-3	8-φ25	215	600	
	150	360	300	250	218		30-3	8-φ25	245	800	
Q341V-25	200	400	360	310	278		34-3	12-φ25	300	1000	
	250	450	425	370	332		36-3	12-φ30	380	1200	
	15	130	95	65	45	40	16-2	4-φ14	70	115	
	20	140	105	75	55	51	16-2	4-φ14	80	130	
	25	150	115	85	65	58	16-2	4-φ14	90	150	
	32	180	135/140	100	78	66	18-3	4-φ18	100	190	
Q41V-40	40	200	145/150	110	85	76	18-3	4-φ18	110	230	
	50	220	160/165	125	100	88	20-3	4-φ18	120	240	
	65	250	180/185	145	120	110	22-3	8-φ18	150	280	
	80	280	195/200	160	135	121	22-3	8-φ18	170	310	
	100	320	230/235	190	160	150	24-3	8-φ23	190	330	
	125	360	270	220	188	176	28-3	8-φ25	220	600	
Q341V-40	150	400	300	250	218	204	30-3	8-φ25	250	800	
	200	550	375	320	282	260	38-3	12-φ30	390	1200	
	15	140	105	75	55	40	18-2	4-φ14	75	115	
	20	160	125	90	68	51	20-2	4-φ18	85	130	
	25	180	135	100	78	58	22-2	4-φ18	95	150	
	32	200	150	110	82	66	24-2	4-φ23	105	190	
Q41V-64	40	220	165	125	95	76	24-3	4-φ23	120	230	
	50	250	175	135	105	88	26-3	4-φ23	130	240	
	65	280	200	160	130	110	28-3	8-φ23	160	280	
	80	320	210	170	140	121	30-3	8-φ23	180	310	
	100	360	250	200	168	150	32-3	8-φ25	200	330	
	125	381	295	240	202	176	36-3	8-φ30	230	600	
Q341V-64	150	403	340	280	240	204	38-3	8-φ34	260	800	
	200	502	405	345	300	260	44-3	12-φ34	400	1200	



标准
设计与制造按BS5351, ANSI B16.34
结构长度按ANSI B16.10
法兰链接尺寸按ANSI B16.5
压力温度额定值按ANSI B16.34
检验按API 598

Standards
Design and manufacture as BS5351, ANSI B16.34
Face to face dimensions as ANSI B16.10
End flange dimension as ANSI B16.5
Pressure-temperature rating as ANSI B16.34
Pressure test as API 598

试验压力 Test Pressure

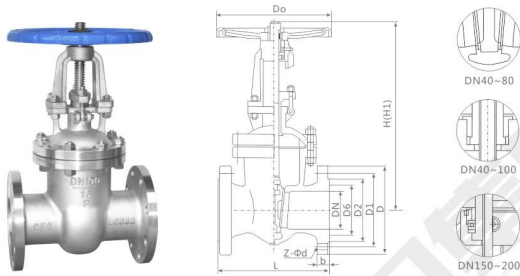
试验项目 Test Item	壳体试验 Shell Test		密封试验 Seal Test		上密封试验 Back Seal Test		气密封试验 Air Seal Test		
介质 Medium	水 Water						气 Air		
单位 Unit	MPa	lbf/in ²	MPa	lbf/in ²	MPa	lbf/in ²	MPa	lbf/in ²	
压力等级 (等级) Pressure (Class)	150	3.1	450	2.2	315	2.2	315	0.5~0.7	60~100
	300	7.8	1125	5.6	815	5.6	815		
	400	10.3	1500	7.6	1100	7.6	1100		
	600	15.3	2225	11.2	1630	11.2	1630		
	900	23.1	3350	16.8	2440	16.8	2440		

主要零件材料 Materials for Main Parts

名称 Name	材料 Material								
阀体 Body 阀盖 Bonnet	A216 WCB	A352 LCB	A217 WC6	A217 WC9	A217 C5	A351 CF8	A351 CF8M	A351 CF3	A351 CF3M
球体 Ball	A182 F6			A182 F304			A182 F316	A182 F304L	A182 F316L
阀杆 Stem	A182 F6			A182 F304			A182 F316	A182 F304L	A182 F316L
手柄 Hand Handle	KTH350-10								
螺栓 Bonnet Bolt	A193-B7 A320-L7 A193-B8								
螺母 Nut	A194-2H A194-7 A194-8								

主要连接尺寸 Main Connection Dimensions

型号 Type	型号规格 Size(mm)		尺寸 Dimension(mm)							
	Inch	DN	L	D	D1	D2	b	z-φd	H	W
Q41H-150lb Q341Y-150lb	1/2"	15	108	89	60.5	35	12	4-φ15	68	115
	3/4"	20	117	98	70	43	12	4-φ15	75	130
	1"	25	127	108	79.5	51	12	4-φ15	85	150
	1 1/4"	32	140	117	89	64	13	4-φ15	96	190
	1 1/2"	40	165	127	98.5	73.2	15	4-φ15	107	230
Q641H-150lb	2"	50	178	152	120.7	92	16	4-φ19	118	240
	2 1/2"	65	190	177.8	139.7	104.7	18	4-φ19	145	280
	3"	80	203	190.5	152.5	127	19	4-φ19	160	310
	4"	100	229	229	190.5	157	24	8-φ19	185	330
	5"	125	356	254	216	185.7	26	8-φ22	230	600
Q41H-300lb Q341Y-300lb Q641H-300lb	6"	150	394	279	241.3	216	26	8-φ22	260	800
	8"	200	457	343	298.5	270	29	8-φ22	310	1000
	10"	250	533	406	362	324	31	12-φ25	350	1200
	1/2"	15	140	95	66.5	35	15	4-φ15	72	115
	3/4"	20	152	117	82.5	43	16	4-φ19	75	130
	1"	25	165	124	89	51	18	4-φ19	85	150
	1 1/4"	32	178	133	98.5	64	19.5	4-φ19	95	180
	1 1/2"	40	190	156	114.3	73.2	21	4-φ22	110	230
	2"	50	216	165	127	92	23	8-φ19	120	240
	2 1/2"	65	241	190.5	149.4	104.7	26	8-φ22	120	280
Q41H-600lb Q341Y-600lb Q641H-600lb	3"	80	283	210	168.2	127	29	8-φ22	150	310
	4"	100	305	254	200.2	157	32	8-φ22	165	330
	5"	125	381	279	235	185.7	35	8-φ22	190	600
	6"	150	403	318	270	216	37	12-φ22	270	800
	8"	200	502	381	330	270	42	12-φ25	315	1000
	10"	250	568	445	387.5	324	48	16-φ29	380	1200
	1/2"	15	165	95	66.5	35	15	4-φ15	88	115
	3/4"	20	190	118	82.5	43	16	4-φ19	98	130
	1"	25	216	124	89	51	18	4-φ19	105	150
	1 1/2"	40	241	156	114.3	73.2	23	4-φ22	135	180
Q41H-600lb Q341Y-600lb Q641H-600lb	2"	50	292	165	127	92	26	8-φ19	155	240
	3"	80	356	210	168.2	127	32	8-φ22	175	280
	4"	100	432	273	216	157	38	8-φ25	210	330
	6"	150	559	356	292	216	48	12-φ29	340	800
	8"	200	660	419	349	270	56	12-φ32	400	1000
10"	250	787	508	432	324	64	16-φ35	440	1200	



标准
设计与制造按GB/T12234
结构长度按GB/T12221
法兰连接尺寸按JB/T79
检验按JB/T9092

Standards
Design and manufacture as GB/T12234
Face to face dimensions as GB/T12221
End flange dimension as JB/T79
Pressure test as JB/T9092

试验压力 Test Pressure

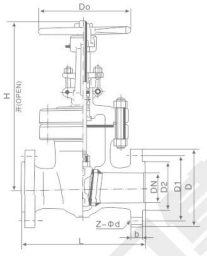
试验项目 Test Item	壳体试验 Shell Test	密封试验 Seal Test	上密封试验 Back Seal Test	气密封试验 Air Seal Test
介质 Medium	MPa	水 Water	MPa	气 Air
单位 Unit	MPa	MPa	MPa	MPa
公称压力 Nominal Pressure PN(MPa)	1.0	1.5	1.1	0.5-0.7
	1.6	2.4	1.8	
	2.5	3.8	2.8	
	4.0	6.0	4.4	
	6.4	9.6	7.0	
	10.0	15.0	11.0	
	16.0	24.0	18.0	

主要零件材料 Materials for Main Parts

名称 Name	材料 Material								
阀体/阀盖 Body/Bonnet	CF8	CF3	CF8M	CF3M	WCB	LCB	WC6	WC9	C5
闸板 Wedge	CF8	CF3	CF8M	CF3M	WCB	LCB	WC6	WC9	C5
闸杆 Stem	F304	F304L	F316	F316L	2CR13	F304	F304	F304	F304
闸杆螺母 Stem Nut	铝青铜 Aluminium Bronze								
填料 Packing	PTFE				石墨 Graphite				
垫片 Gasket	PTFE				石墨 Graphite				
压盖 Gland	CF8	CF3	CF8M	CF3M	WCB	LCB	WC6	WC9	C5
螺栓 Bolt	不锈钢 Stainless Steel								
螺母 Nut	不锈钢 Stainless Steel								
手轮 Handwheel	铸钢 Cast Steel								

主要连接尺寸 Main Connection Dimensions

型号 Type	公称口径 DN(mm)	尺寸 Dimensions							
		L	D	D1	D2	b-f	z-φd	H	Do
Z41W-10 Y	15	130	95	65	45	16-2	4-φ14	185	120
	20	150	105	75	55	16-2	4-φ14	200	120
	25	160	115	85	65	16-2	4-φ14	225	140
	32	180	135/140	100	78	18-2	4-φ18	275	160
	40	165	145/150	110	85	18-3	4-φ18	290	160
	50	180	160/165	125	100	18-3	4-φ18	345	200
	65	195	180/185	145	120	20-3	4-φ18	360	220
	80	210	195/200	160	135	20-3	8-φ18	380	240
	100	230	215/220	180	155	22-3	8-φ18	430	280
	125	255	245/250	210	185	23-3	8-φ18	520	300
Z641W-10 Y	150	280	285/285	240	210	23-3	8-φ23	600	320
	200	330	335/340	295	265	24-3	8-φ23	765	400
	250	380	390	350	320	24-3	12-φ23	930	450
	300	420	440	400	368	26-3	12-φ23	1080	500
	350	450	500	460	428	26-4	16-φ23	1200	500
	400	480	565	515	482	26-4	16-φ35	1400	550
	450	510	615	565	532	26-4	20-φ25	1500	600
	500	540	670	620	585	28-4	20-φ25	1630	650
	15	130	95	65	45	16-2	4-φ14	185	120
	20	150	105	75	55	16-2	4-φ14	200	120
25	160	115	85	65	16-2	4-φ14	225	140	
32	180	135/140	100	78	18-2	4-φ18	275	160	
40	200	145/150	110	85	18-3	4-φ18	295	200	
50	250	160/165	125	100	18-3	4-φ18	350	220	
65	265	180/185	145	120	20-3	4-φ18	370	240	
80	280	195/200	160	135	20-3	8-φ18	390	280	
100	300	215/220	180	155	22-3	8-φ18	435	300	
125	325	245/250	210	185	23-3	8-φ18	520	320	
150	350	285/285	240	210	23-3	8-φ23	610	350	
200	400	335/340	295	265	24-3	12-φ23	785	400	
250	450	405	355	320	30-3	12-φ25	930	450	
300	500	460	410	375	30-4	12-φ25	1080	500	
350	550	520	470	435	34-4	16-φ25	1200	550	
400	600	580	525	485	36-4	16-φ30	1400	600	
450	650	640	585	545	40-4	20-φ30	1500	650	
500	700	705	650	608	44-4	20-φ34	1630	700	
15	130	95	65	45	16-2	4-φ14	185	120	
20	150	105	75	55	16-2	4-φ14	200	120	
25	160	115	85	65	16-2	4-φ14	225	140	
32	180	135/140	100	78	18-2	4-φ18	275	160	
40	200	145/150	110	85	18-3	4-φ18	295	200	
50	250	160/165	125	100	19-3	4-φ18	350	220	
65	265	180/185	145	120	20-3	8-φ18	370	240	
80	280	195/200	160	135	20-3	8-φ18	390	280	
100	300	230/235	190	160	24-3	8-φ23	435	300	
125	325	270	220	188	28-3	8-φ25	520	320	
150	350	300	250	218	30-3	8-φ25	610	350	
200	400	360	310	278	34-3	12-φ25	785	400	
250	450	425	370	332	36-3	12-φ30	930	450	
300	500	485	430	390	40-4	16-φ30	1080	500	
350	550	550	490	448	44-4	16-φ34	1250	550	
400	600	610	550	505	48-4	16-φ34	1430	600	
450	650	660	600	555	50-4	20-φ34	1520	650	
500	700	730	660	610	52-4	20-φ41	1650	700	



标准
设计与制造按API600, ANSI B16.34
结构长度按ANSI B16.10
法兰连接尺寸按ANSI B16.5
压力温度额定值按ANSI B16.34
检验按API 598

Standards
Design and manufacture as API600, ANSI B16.34
Face to face dimensions as ANSI B16.10
End flange dimension as ANSI B16.5
Pressure-temperature rating as ANSI B16.34
Pressure test as API 598

试验压力 Test Pressure

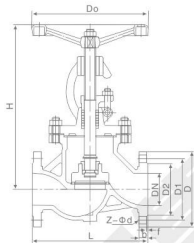
试验项目 Test Item	壳体试验 Shell Test		密封试验 Seal Test		上密封试验 Back Seal Test		气密封试验 Air Seal Test		
介质 Medium	水 Water				气 Air				
单位 Unit	MPa	lbf/in ²	MPa	lbf/in ²	MPa	lbf/in ²	MPa	lbf/in ²	
压力等级 (Class) Pressure (Class)	150	3.1	450	2.2	315	2.2	315	0.5~0.7	60~100
	300	7.8	1125	5.6	815	5.6	815		
	400	10.3	1500	7.6	1100	7.6	1100		
	600	15.3	2225	11.2	1630	11.2	1630		
	900	23.1	3350	16.8	2440	16.8	2440		
	1500	38.4	5575	28.1	4080	28.1	4080		

主要零件材料 Materials for Main Parts

名称 Name	材料 Material								
阀体 Body 阀盖 Bonnet 闸板 Wedge	A216 WCB	A352 LCB	A217 WC6	A217 WC9	A217 C5	A351 CF8	A351 CF8M	A351 CF3	A351 CF3M
阀杆 Stem	A182 F6			A182 F304			A182 F316	A182 F304L	A182 F316L
阀杆螺母 Stem Nut	ZcuAl10Fe3 Bronze								
手轮 Handwheel	KTH350-10								
螺栓 Bonnet Bolt	A193-B7 A320-L7 A193-B8								
螺母 Nut	A194-2H A194-7 A194-8								

主要连接尺寸 Main Connection Dimensions

型号 Type	型号规格 Size(mm)		尺寸 Dimension(mm)								
	Inch	DN	L	D	D1	D2	b	z-φd	H	Do	
Z41W-150lb	1/2"	15	108	89	60.5	35	12	4-φ15	180	120	
	3/4"	20	117	98	70	43	12	4-φ15	185	120	
	1"	25	127	108	79.5	51	12	4-φ15	225	140	
	1 1/4"	32	140	117	89	64	13	4-φ15	245	160	
	1 1/2"	40	165	127	98.6	73.2	15	4-φ15	310	180	
	2"	50	178	152	120.7	92	16	4-φ19	335	200	
	2 1/2"	65	190	177.8	139.7	104.7	18	4-φ19	350	220	
	3"	80	203	190.5	152.4	127	19	4-φ19	420	240	
	4"	100	229	229	190.5	157	24	8-φ19	485	280	
	5"	125	254	254	216	185.7	26	8-φ22	515	300	
	6"	150	267	279	241.3	216	26	8-φ22	565	320	
	8"	200	292	343	298.5	270	29	8-φ22	760	400	
Z541W-150lb	10"	250	330	406	362	324	31	12-φ25	950	450	
	12"	300	356	483	432	381	31	12-φ25	1075	500	
	14"	350	381	533	476.3	413	35	12-φ29	1160	500	
	16"	400	406	597	540	470	37	16-φ29	1345	550	
	18"	450	432	635	578	533.4	40	16-φ32	1450	550	
	20"	500	457	698.5	635	584	43	20-φ32	1600	600	
Z941W-150lb	24"	600	508	813	749.3	692	48	20-φ35	1720	650	
	26"	650	559	870	806	749.5	69	24-φ35	1820	650	
	28"	700	610	927	863	800	72	28-φ35	2000	700	
	30"	750	610	984	914.4	857	75	28-φ35	2200	700	
	32"	800	660	1060.5	978	914.4	81	28-φ42	2400	750	
	36"	900	711	1168	1086	1022.4	91	32-φ42	2600	800	
	Z41W-300lb	1/2"	15	140	95	66.5	35	15	4-φ15	190	120
		3/4"	20	152	117	82.5	43	16	4-φ19	200	120
		1"	25	165	124	89	51	18	4-φ19	225	140
		1 1/4"	32	178	133	98.5	64	19	4-φ19	255	160
		1 1/2"	40	190	156	114.3	73	21	4-φ22	320	180
		2"	50	216	165	127	92	23	8-φ16	360	220
2 1/2"		65	241	190.5	149.4	104.7	26	8-φ22	400	240	
3"		80	283	210	168.2	127	29	8-φ22	455	280	
4"		100	305	254	200.2	157	32	8-φ22	500	300	
5"		125	381	279	235	185.7	35	8-φ22	555	320	
6"		150	403	318	270	216	37	12-φ22	650	350	
8"		200	419	381	330	270	42	12-φ25	900	450	
Z541W-300lb	10"	250	459	445	387.5	324	48	16-φ29	970	500	
	12"	300	502	521	451	381	51	16-φ32	1110	550	
	14"	350	562	584	514.5	413	54	20-φ32	1220	600	
	16"	400	638	648	573.5	470	58	20-φ35	1430	650	
	18"	450	714	711	628.7	533.4	61	24-φ35	1510	700	
	20"	500	791	775	685.8	584	64	24-φ35	1680	750	
	24"	600	1143	914.4	812.8	692	70	24-φ41	1820	800	
	26"	650	1245	972	876	749.5	80	24-φ45	1920	850	
	28"	700	1345	1035	939.8	800	86	28-φ45	2100	900	
	Z941W-300lb	1/2"	15	165	95	66.5	35	15	4-φ15	190	120
		3/4"	20	190	118	82.5	43	16	4-φ19	200	120
		1"	25	216	124	89	51	18	4-φ19	230	140
1 1/4"		32	229	133	98.5	64	21	4-φ19	260	160	
1 1/2"		40	241	156	114.5	73.2	23	4-φ22	330	180	
2"		50	292	165	127	92	26	8-φ19	380	250	
2 1/2"		65	330	190.5	149.4	104.7	29	8-φ22	420	300	
3"		80	356	210	168.2	127	32	8-φ22	470	300	
4"		100	432	273	216	157	38	8-φ25	570	350	
5"		125	508	330	266.7	185.7	45	8-φ29	650	450	
6"		150	559	356	292	216	48	12-φ29	700	450	
8"		200	660	419	349	270	56	12-φ32	880	500	
Z941W-600lb	10"	250	787	508	432	324	64	16-φ35	1020	600	
	12"	300	838	559	489	381	67	20-φ35	1230	700	
	14"	350	889	603	527	413	70	20-φ38	1300	750	
	16"	400	991	686	603	470	77	20-φ41	1450	800	
	18"	450	1092	743	654	533.4	83	20-φ44	1550	850	
	20"	500	1194	813	724	584	89	24-φ44	1720	900	
24"	600	1397	940	838	692	102	24-φ52	1860	950		



标准
设计与制造按GB/T12235
结构长度按GB/T12221
法兰连接尺寸按JB/T79
检验按JB/T9092

Standards
Design and manufacture as GB/T12235
Face to face dimensions as GB/T12221
End flange dimension as JB/T79
Pressure test as JB/T9092

试验压力 Test Pressure

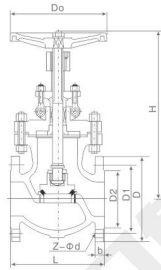
试验项目 Test Item	壳体试验 Shell Test	密封试验 Seal Test	上密封试验 Back Seal Test	气密封试验 Air Seal Test
介质 Medium	水 Water	水 Water	水 Water	气 Air
单位 Unit	MPa	MPa	MPa	MPa
公称压力 Nominal Pressure PN(MPa)	1.6	2.4	1.8	0.5~0.7
	2.5	3.8	2.8	
	4.0	6.0	4.4	
	6.4	9.6	7.0	
	10.0	15.0	11.0	
	16.0	24.0	18.0	

主要零件材料 Materials for Main Parts

名称 Name	材料 Material								
阀体/阀盖 Body/Bonnet	CF8	CF3	CF8M	CF3M	WCB	LCB	WC6	WC9	C5
阀瓣 Wedge	CF8	CF3	CF8M	CF3M	WCB	LCB	WC6	WC9	C5
阀杆 Stem	F304	F304L	F316	F316L	2CR13	F304	F304	F304	F304
阀杆螺母 Stem Nut	铝青铜 Aluminium Bronze								
填料 Packing	PTFE				石墨 Graphite				
垫片 Gasket	PTFE								
压盖 Gland	CF8	CF3	CF8M	CF3M	WCB	LCB	WC6	WC9	C5
螺栓 Bolt	不锈钢 Stainless Steel				35CrMoA				
螺母 Nut	不锈钢 Stainless Steel				45, 35CrMoA				
手轮 Handwheel	铸钢 Cast Steel								

主要连接尺寸 Main Connection Dimensions

型号 Type	公称直径 DN(mm)	尺寸 Dimension(mm)								
		L	D	D1	D2	b-f	z-φd	H	Do	
H J41W-16 Y	15	130	95	65	45	16-2	4-φ14	190	100	
	20	150	105	75	55	16-2	4-φ14	200	120	
	25	160	115	85	65	16-2	4-φ14	225	140	
	32	180	135/140	100	78	18-2	4-φ18	235	160	
	40	200	145/150	110	85	18-3	4-φ18	265	200	
	50	230	160/165	125	100	18-3	4-φ18	280	220	
	65	290	180/185	145	120	20-3	4-φ18	350	240	
	80	310	195/200	160	135	20-3	8-φ18	360	280	
	100	350	215/220	180	155	22-3	8-φ18	410	320	
	125	400	245/250	210	185	23-3	8-φ18	450	350	
	150	480	285/285	240	210	23-3	8-φ23	480	400	
	200	600	335/340	295	265	24-3	12-φ23	600	450	
	250	650	405	355	320	30-3	12-φ25	720	550	
	300	750	460	410	375	30-3	12-φ25	950	650	
	350	850	520	470	435	34-4	16-φ25	1040	750	
400	950	580	525	485	36-4	16-φ30	1150	800		
450	1050	640	585	545	40-4	20-φ30	1250	850		
500	1150	705	650	608	44-4	20-φ34	1380	950		
H J641W-16 Y	15	130	95	65	45	16-2	4-φ14	190	100	
	20	150	105	75	55	16-2	4-φ14	200	120	
	25	160	115	85	65	16-2	4-φ14	225	140	
	32	180	135/140	100	78	18-2	4-φ18	235	160	
	40	200	145/150	110	85	18-3	4-φ18	265	200	
	50	230	160/165	125	100	19-3	4-φ18	280	220	
	65	290	180/185	145	120	20-3	8-φ18	350	240	
	80	310	195/200	160	135	20-3	8-φ18	360	280	
	100	350	230/235	190	160	24-3	8-φ23	410	320	
	125	400	270	220	188	28-3	8-φ25	450	350	
	150	480	300	250	218	30-3	8-φ25	480	400	
	200	600	360	310	278	34-3	12-φ25	600	450	
	250	650	425	370	335	36-3	12-φ30	720	550	
	300	750	485	430	390	40-4	16-φ30	950	650	
	350	850	550	490	448	44-4	16-φ34	1040	750	
400	950	610	550	505	48-4	16-φ34	1150	800		
450	1050	660	600	555	50-4	20-φ34	1250	850		
500	1150	730	660	610	52-4	20-φ41	1380	950		



标准
设计与制造按BS1873, ANSI B16.34
结构长度按ANSI B16.10
法兰连接尺寸按ANSI B16.5
压力温度额定值按ANSI B16.34
检验按API 598

Standards
Design and manufacture as BS1873, ANSI B16.34
Face to face dimensions as ANSI B16.10
End flange dimension as ANSI B16.5
Pressure-temperature ratings as ANSI B16.34
Pressure test as API 598

试验压力 Test Pressure

试验项目 Test Item	壳体试验 Shell Test		密封试验 Seal Test		上密封试验 Back Seal Test		气密封试验 Air Seal Test		
介质 Medium	水 Water				气 Air				
单位 Unit	MPa	lbf/in ²	MPa	lbf/in ²	MPa	lbf/in ²	MPa	lbf/in ²	
压力等级 (磅级) Pressure (Class)	150	3.1	450	2.2	315	2.2	315	0.5~0.7	60~100
	300	7.8	1125	5.6	815	5.6	815		
	400	10.3	1500	7.6	1100	7.6	1100		
	600	15.3	2225	11.2	1630	11.2	1630		
	900	23.1	3350	16.8	2440	16.8	2440		

主要零件材料 Materials for Main Parts

名称 Name	材料 Material								
阀体 Body 阀盖 Bonnet 阀瓣 Wedge	A216 WCB	A352 LCB	A217 WC6	A217 WC9	A217 C5	A351 CF8	A351 CF8M	A351 CF3	A351 CF3M
阀杆 Stem	A182 F6		A182 F304			A182 F316	A182 F304L	A182 F316L	
阀杆螺母 Stem Nut	ZcuAl10Fe3 Bronze								
手轮 Handwheel	KTH350-10								
螺栓 Bonnet Bolt	A193-B7 A320-L7 A193-B8								
螺母 Nut	A194-2H A194-7 A194-8								

主要连接尺寸 Main Connection Dimensions

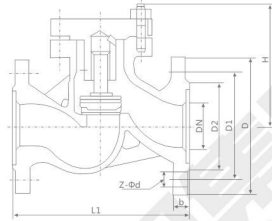
型号 Type	型号规格 Size(mm)		尺寸 Dimension(mm)							
	inch	DN	L	D	D1	D2	b	z-Ød	H	De
H J41W-150Lb Y	1/2"	15	108	89	60.5	35	12	4-Ø15	200	100
	3/4"	20	117	98	70	43	12	4-Ø15	205	120
	1"	25	127	108	79.5	51	12	4-Ø15	230	140
	1 1/4"	32	140	117	89	64	13	4-Ø15	240	140
	1 1/2"	40	165	127	98.5	73.2	15	4-Ø16	270	160
	2"	50	203	152	120.7	92	16	4-Ø19	300	200
	2 1/2"	65	216	177.8	139.7	104.7	18	4-Ø19	340	220
	3"	80	241	190.5	152.5	127	19	4-Ø19	360	240
	4"	100	292	229	190.5	157	24	8-Ø19	420	280
	5"	125	356	254	216	185.7	26	8-Ø22	460	350
H J541W-150Lb Y	6"	150	406	279	241.3	216	26	8-Ø22	500	400
	8"	200	495	343	298.5	270	29	8-Ø22	590	450
	10"	250	622	406	362	324	31	12-Ø25	710	500
	12"	300	698	483	432	381	32	12-Ø25	810	550
	14"	350	787	533	476.3	413	35	12-Ø29	880	600
	16"	400	914	597	540	470	37	16-Ø29	940	650
	1/2"	15	152	95	66.5	35	15	4-Ø15	220	120
	3/4"	20	178	117	82.5	43	16	4-Ø19	230	120
	1"	25	203	124	89	51	18	4-Ø19	260	140
	1 1/4"	32	216	133	98.5	64	19	4-Ø19	280	140
H J41W-300Lb Y	1 1/2"	40	229	156	114.3	73.2	21	4-Ø22	300	200
	2"	50	267	165	127	92	22	8-Ø19	330	240
	2 1/2"	65	292	190.5	149.4	104.7	25	8-Ø22	360	240
	3"	80	318	210	168.2	127	29	8-Ø22	400	280
	4"	100	356	254	200.2	157	32	8-Ø22	450	320
	5"	125	400	279	235	185.7	35	8-Ø22	500	400
	6"	150	444	318	270	216	37	12-Ø22	540	450
	8"	200	559	381	330	270	41	12-Ø25	670	500
	10"	250	622	445	387.5	324	48	16-Ø29	770	550
	12"	300	711	521	451	381	51	16-Ø32	855	600
H J941W-300Lb Y	14"	350	762	584	514.5	413	54	20-Ø32	920	650
	16"	400	864	648	571	470	58	20-Ø35	970	700
	1/2"	15	165	95	66.5	35	15	4-Ø15	220	120
	3/4"	20	190	118	82.5	43	16	4-Ø19	230	120
	1"	25	216	124	89	51	18	4-Ø19	260	140
	1 1/4"	32	229	133	98.5	64	21	4-Ø19	280	140
	1 1/2"	40	241	156	114.3	73	23	4-Ø22	300	200
	2"	50	292	165	127	92	26	8-Ø19	360	280
	2 1/2"	65	330	190.5	149.4	104.7	29	8-Ø22	400	300
	3"	80	356	210	168.2	127	32	8-Ø22	440	350
H J941W-600Lb Y	4"	100	432	273	216	157	38	8-Ø25	500	400
	5"	125	508	330	266.7	185.7	45	8-Ø29	600	450
	6"	150	559	356	292	216	48	12-Ø29	720	500
	8"	200	660	419	349	270	56	12-Ø32	800	550
	10"	250	787	508	432	324	64	16-Ø35	870	600
	12"	300	838	559	489	381	67	20-Ø35	940	750
	1 1/2"	40	305	179	123.8	92	32	4-Ø29	350	280
	2"	50	368	216	165.1	92	38.5	8-Ø26	420	300
	2 1/2"	65	419	244	190.5	104.7	41.5	8-Ø29	450	350
	3"	80	381	241	190.5	127	38.5	8-Ø26	470	400
H J541W-900Lb Y	4"	100	457	292	234.9	157	44.5	8-Ø32	550	450
	5"	125	595	349	279.4	185.7	51.0	8-Ø35	650	500
	6"	150	610	381	317.5	216	56.0	12-Ø32	750	550
	8"	200	737	470	393.7	270	63.5	12-Ø39	850	600
	10"	250	838	545	459.9	324	70.0	16-Ø39	1000	750

H41 LIFT
CHECK VALVE
H41升降式止回阀

追求卓越·开拓创新



H41 LIFT
CHECK VALVE
H41升降式止回阀



标准
设计与制造按GB/T12235
结构长度按GB/T12221
法兰连接尺寸按JB/T79
检验按JB/T9092

Standards
Design and manufacture as GB/T12235
Face to face dimensions as GB/T12221
End flange dimension as JB/T79
Pressure test as JB/T9092

试验压力 Test Pressure

试验项目 Test Item	壳体试验 Shell Test	密封试验 Seal Test	上密封试验 Back Seal Test	气密封试验 Air Seal Test
介质 Medium	水 Water			气 Air
单位 Unit	MPa	MPa	MPa	MPa
公称压力 Nominal Pressure PN(MPa)	1.6	1.8	1.8	0.5~0.7
	2.5	2.8	2.8	
	4.0	4.4	4.4	
	6.4	7.0	7.0	
	10.0	11.0	11.0	
	16.0	18.0	18.0	

主要零件材料 Materials for Main Parts

名称 Name	材料 Material								
阀体/阀盖 Body/Bonnet	CF8	CF3	CF8M	CF3M	WCB	LCB	WC6	WC9	CS
阀瓣 Wedge	CF8	CF3	CF8M	CF3M	WCB	LCB	WC6	WC9	CS
垫片 Gasket	PTFE				石墨 Graphite				
螺栓 Bolt	不锈钢 Stainless Steel				35CrMoA				
螺母 Nut	不锈钢 Stainless Steel				45, 35CrMoA				

主要连接尺寸 Main Connection Dimensions

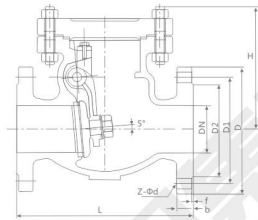
型号 Type	公称直径 DN(mm)	尺寸 Dimension(mm)									
		L	D	D1	D2	D5	b-f	ft	z-φd	H	
H41W-16 Y	15	130	95	65		45	16-2		4-φ14	90	
	20	150	105	75		55	16-2		4-φ14	105	
	25	160	115	85		65	16-2		4-φ14	115	
	32	180	135/140	100		78	18-2		4-φ18	120	
	40	200	145/150	110		85	18-3		4-φ18	130	
	50	230	160/165	125		100	18-3		4-φ18	140	
	65	290	180/185	145		120	20-3		4-φ18	150	
	80	310	195/200	160		135	20-3		8-φ18	170	
	100	350	215/220	180		155	22-3		8-φ18	185	
	125	400	245/250	210		185	23-3		8-φ18	195	
	150	480	285/285	240		210	23-3		8-φ23	225	
	200	600	335/340	295		265	26-3		12-φ23	250	
250	650	405	355		320	30-3		12-φ25	270		
300	750	460	410		375	30-3		12-φ25	300		
H41W-25 Y	15	130	95	65		45	16-2		4-φ14	90	
	20	150	105	75		55	16-2		4-φ14	105	
	25	160	115	85		65	16-2		4-φ14	115	
	32	180	135/140	100		78	18-2		4-φ18	120	
	40	200	145/150	110		85	18-3		4-φ18	130	
	50	230	160/165	125		100	19-3		4-φ18	140	
	65	290	180/185	145		120	20-3		8-φ18	150	
	80	310	195/200	160		135	20-3		8-φ18	170	
	100	350	230/235	190		160	24-3		8-φ23	185	
	125	400	270	220		188	28-3		8-φ25	195	
	150	480	300	250		218	30-3		8-φ25	225	
	200	600	360	310		278	34-3		12-φ25	250	
250	650	425	370		335	36-3		12-φ30	270		
300	750	485	430		390	40-4		16-φ30	300		
H41W-40 Y	25	160	115	85	65	58	16-2	4	4-φ14	115	
	32	180	135/140	100	78	66	18-2	4	4-φ18	120	
	40	200	145/150	110	85	76	18-3	4	4-φ18	130	
	50	230	160/165	125	100	88	20-3	4	4-φ18	140	
	65	290	180/185	145	120	110	22-3	4	8-φ18	150	
	80	310	195/200	160	135	121	22-3	4	8-φ18	170	
	100	350	230/235	190	160	150	24-3	4.5	8-φ23	185	
	125	400	270	220	188	176	28-3	4.5	8-φ25	195	
	150	480	300	250	218	204	30-3	4.5	8-φ25	225	
	200	600	375	320	282	260	38-3	4.5	12-φ30	250	
	H41W-64 Y	15	170	105	75	55	40	18-2	4	4-φ14	110
		20	190	125	90	68	51	20-2	4	4-φ18	125
25		210	135	100	78	58	22-2	4	4-φ18	152	
32		230	150	110	82	66	24-2	4	4-φ23	168	
40		260	165	125	95	76	24-3	4	4-φ23	170	
50		300	175	135	105	88	26-3	4	4-φ23	188	
65		340	200	160	130	110	28-3	4	8-φ23	205	
80		380	210	170	140	121	30-3	4	8-φ23	230	
100		430	250	200	168	150	32-3	4.5	8-φ25	280	
125		500	295	240	202	176	36-3	4.5	8-φ30	300	
150		550	340	280	240	204	38-3	4.5	8-φ34	350	
200		650	405	345	300	260	44-3	4.5	12-φ34	400	

**H44 SWING
CHECK VALVE
H44旋启式止回阀**

追求卓越 · 开拓创新



**H44 SWING
CHECK VALVE
H44旋启式止回阀**



标准

设计与制造按GB/T12236
结构长度按GB/T12221
法兰连接尺寸按JB/T79
检验按JB/T9092

Standards

Design and manufacture as GB/T12236
Face to face dimensions as GB/T12221
End flange dimension as JB/T79
Pressure test as JB/T9092

试验压力 Test Pressure

试验项目 Test Item	壳体试验 Shell Test	密封试验 Seal Test	上密封试验 Back Seal Test	气密封试验 Air Seal Test
介质 Medium	水 Water			气 Air
单位 Unit	MPa	MPa	MPa	MPa
公称压力 Nominal Pressure PN(MPa)	1.6	2.4	1.8	0.5~0.7
	2.5	3.8	2.8	
	4.0	6.0	4.4	
	6.4	9.6	7.0	
	10.0	15.0	11.0	
16.0	24.0	18.0	18.0	

主要零件材料 Materials for Main Parts

名称 Name	材料 Material								
阀体/阀盖 Body/Bonnet	CF8	CF3	CF8M	CF3M	WCB	LCB	WC6	WC9	C5
阀瓣 Wedge	CF8	CF3	CF8M	CF3M	WCB	LCB	WC6	WC9	C5
垫片 Gasket	PTFE				石墨 Graphite				
螺栓 Bolt	不锈钢 Stainless Steel				35CrMoA				
螺母 Nut	不锈钢 Stainless Steel				45, 35CrMoA				

主要连接尺寸 Main Connection Dimensions

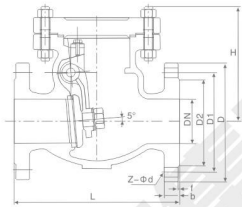
型号 Type	公称通径 DN(mm)	尺寸 Dimension(mm)								
		L	D	D1	D2	Ds	b-f	z-φd	H	
H44W-16 Y	20	150	105	75	55		16-2	4-φ14	100	
	25	160	115	85	65		16-2	4-φ14	100	
	32	180	135/140	100	78		18-2	4-φ18	105	
	40	200	145/150	110	85		18-3	4-φ18	115	
	50	230	160/165	125	100		18-3	4-φ18	135	
	65	290	180/185	145	120		20-3	4-φ18	140	
	80	310	195/200	160	135		20-3	8-φ18	145	
	100	350	215/220	180	155		22-3	8-φ18	165	
	125	400	245/250	210	185		23-3	8-φ18	250	
	150	480	285/285	240	210		23-3	8-φ23	295	
	200	550	335/340	295	265		24-3	12-φ23	315	
	250	650	405	355	320		30-3	12-φ25	430	
	300	750	460	410	375		30-4	12-φ25	480	
	350	850	520	470	435		34-4	16-φ25	500	
	400	950	580	525	485		36-4	16-φ30	520	
	450	1050	640	585	545		40-4	20-φ30	580	
500	1150	705	650	608		44-4	20-φ34	630		
600	1350	840	770	718		48-5	20-φ41	780		
H44W-25 Y	20	150	105	75	55		16-2	4-φ14	100	
	25	160	115	85	65		16-2	4-φ14	100	
	32	180	135/140	100	78		18-2	4-φ18	105	
	40	200	145/150	110	85		18-3	4-φ18	115	
	50	230	160/165	125	100		19-3	4-φ18	135	
	65	290	180/185	145	120		20-3	8-φ18	140	
	80	310	195/200	160	135		20-3	8-φ18	145	
	100	350	230/235	190	160		24-3	8-φ23	165	
	125	400	270	220	188		28-3	8-φ25	250	
	150	480	300	250	218		30-3	8-φ25	295	
	200	550	360	310	278		34-3	12-φ25	315	
	250	650	425	370	332		36-3	12-φ30	430	
	300	750	485	430	390		40-4	16-φ30	480	
	350	850	550	490	448		44-4	16-φ34	500	
	400	950	610	550	505		48-4	16-φ34	520	
	450	1050	660	600	555		50-4	20-φ34	580	
500	1150	730	660	610		52-4	20-φ41	630		
600	1350	840	770	718		56-5	20-φ41	780		
H44W-40 Y	20	150	105	75	55	51	16-2	4-φ14	100	
	25	160	115	85	65	58	16-2	4-φ14	100	
	32	180	135/140	100	78	66	18-2	4-φ18	105	
	40	200	145/150	110	85	76	18-3	4-φ18	115	
	50	230	160/165	125	100	88	20-3	4-φ18	135	
	65	290	180/185	145	120	110	22-3	8-φ18	140	
	80	310	195/200	160	135	121	22-3	8-φ18	145	
	100	350	230/235	190	160	150	24-3	8-φ23	165	
	125	400	270	220	188	176	28-3	8-φ25	250	
	150	480	300	250	218	204	30-3	8-φ25	295	
	200	550	375	320	282	260	38-3	12-φ30	315	
	250	650	445	385	345	313	42-3	12-φ34	430	
	300	750	510	450	408	364	46-4	16-φ34	480	
	350	850	570	510	465	422	52-4	16-φ34	500	
	400	950	655	585	535	474	58-4	16-φ41	520	
	450	1050	680	610	560	524	60-4	20-φ41	580	
500	1150	755	670	612	576	62-4	20-φ48	630		
600	1350	890	795	730	678	62-5	20-φ54	780		

**H44 AMERICAN STANDARD
SWING CHECK VALVE**
H44美标旋启式止回阀

追求卓越 · 开拓创新



**H44 AMERICAN STANDARD
SWING CHECK VALVE**
H44美标旋启式止回阀



标准

设计与制造按BS1868, ANSI B16.34
结构长度按ANSI B16.10
法兰端尺寸按ANSI B16.5
压力温度额定值按ANSI B16.34
检验按API 598

Standards

Design and manufacture as BS1868 ANSI B16.34
Face to face dimensions as ANSI B16.10
End flange dimension as ANSI B16.5
Pressure-temperature rating as ANSI B16.34
Pressure test as API 598

试验压力 Test Pressure

试验项目 Test Item	壳体试验 Shell Test		密封试验 Seal Test		上密封试验 Back Seal Test		气密封试验 Air Seal Test		
介质 Medium	水 Water						气 Air		
单位 Unit	MPa	Ibf/in ²	MPa	Ibf/in ²	MPa	Ibf/in ²	MPa	Ibf/in ²	
压力等级 (Class)	150	3.1	450	2.2	315	2.2	315	0.5-0.7	60-100
	300	7.8	1125	5.6	815	5.6	815		
	400	10.3	1500	7.6	1100	7.6	1100		
	600	15.3	2225	11.2	1630	11.2	1630		
	900	23.1	3350	16.8	2440	16.8	2440		
1500	38.4	5575	28.1	4080	28.1	4080			

主要零件材料 Materials for Main Parts

名称 Name	材料 Material									
阀体 Body 阀盖 Bonnet 阀瓣 Wedge 阀杆 Arm 叉架 Yoke	A216 WCB	A352 LCB	A217 WC6	A217 WC9	A217 C5	A351 CF8	A351 CF8M	A351 CF3	A351 CF3M	
销轴 Arm Pin	A182 F6			A182 F304			A182 F316	A182 F304L	A182 F316L	
螺栓 Bonnet Bolt	A193-B7 A320-L7 A193-B8									
螺母 Nut	A194-2H A194-7 A194-8									

主要连接尺寸 Main Connection Dimensions

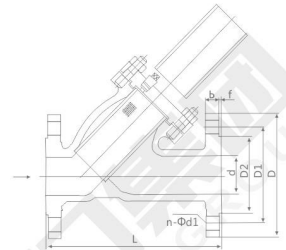
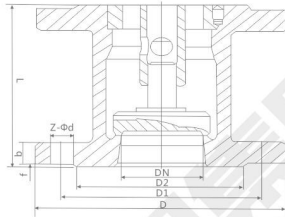
型号 Type	型号规格 Size(mm)		尺寸 Dimension(mm)						
	Inch	DN	L	D	D1	D2	b	z-φd	H
H44V-150lb	1"	25	127	108	79.5	51	12	4-φ15	90
	1 1/2"	40	165	127	98.5	73	15	4-φ15	115
	2"	50	203	152	120.7	92	16	4-φ19	150
	2 1/2"	65	216	177.8	139.7	104.7	18	4-φ19	160
	3"	80	241	190.5	152.4	127	19	4-φ19	180
	4"	100	292	229	190.5	157	24	8-φ19	220
	5"	125	330	254	216	185.7	26	8-φ22	280
	6"	150	356	279	241.3	216	26	8-φ22	340
	8"	200	495	343	298.5	270	29	8-φ22	400
	10"	250	622	406	362	324	31	12-φ25	460
	12"	300	698	483	432	381	32	12-φ25	530
	14"	350	787	533	476.3	413	35	12-φ29	580
	16"	400	864	597	540	470	37	16-φ32	600
	18"	450	978	635	578	533.4	40	16-φ32	650
H44V-300lb	2"	50	267	165	127	92	23	8-φ19	170
	2 1/2"	65	292	190.5	149.4	104.7	26	8-φ22	180
	3"	80	318	210	168.2	127	29	8-φ22	210
	4"	100	356	254	200.2	157	32	8-φ22	290
	5"	125	400	279	235	185.7	35	8-φ22	290
	6"	150	444	318	270	216	37	12-φ22	350
	8"	200	533	381	330	270	42	12-φ25	430
	10"	250	622	445	387.5	324	48	16-φ29	480
	12"	300	711	521	451	381	51	16-φ32	550
	14"	350	838	584	514.5	413	54	20-φ32	620
	16"	400	864	648	571.5	470	58	20-φ35	650
	18"	450	978	711	628.7	533.4	61	24-φ35	690
	20"	500	1016	775	685.8	584	64	24-φ35	740
	24"	600	1346	914	812.8	692	70	24-φ41	800
30"	700	1499	1035	938.8	800	86	28-φ45	860	
H44V-600lb	2"	50	292	165	127	92	26	8-φ19	190
	2 1/2"	65	330	190.5	149.4	104.7	29	8-φ22	210
	3"	80	356	210	168.2	127	32	8-φ22	230
	4"	100	432	273	216	157	38	8-φ25	300
	5"	125	508	330	266.7	185.7	45	8-φ29	310
	6"	150	559	356	292	216	48	12-φ29	370
	8"	200	660	419	349	270	56	12-φ32	450
	10"	250	787	508	432	324	64	16-φ35	500
	12"	300	838	559	489	381	67	20-φ35	570
	14"	350	889	603	527	413	70	20-φ38	640
	16"	400	991	686	603	470	77	20-φ41	670
	18"	450	1092	743	654	533.4	83	20-φ44	710
	20"	500	1194	855	724	584	89	24-φ44	760
	24"	600	1397	1040	838	692	102	24-φ52	830
H44V-900lb	2"	50	368	216	165.1	92	38.5	8-φ26	220
	2 1/2"	65	419	244	190.5	104.7	41.5	8-φ29	250
	3"	80	381	241	190.5	127	38.5	8-φ26	270
	4"	100	457	292	234.9	157	44.5	8-φ32	330
	5"	125	559	349	279.4	185.7	51	8-φ35	350
	6"	150	610	384	317.5	216	56	12-φ32	420
	8"	200	737	470	393.7	270	63.5	12-φ39	490
	10"	250	838	545	469.9	324	70	16-φ39	550
	12"	300	965	610	533.4	381	79.5	20-φ39	630
	14"	350	1029	640	558.8	413	86	20-φ42	680
	16"	400	1130	705	615.9	470	89	20-φ45	720
	18"	450	1219	785	685.8	533.4	102	20-φ51	750
	20"	500	1321	855	749.3	584	108	20-φ54	800
	24"	600	1549	1040	901.7	692	140	20-φ67	880

H42 VERTICAL CHECK VALVE
H42立式止回阀

追求卓越·开拓创新



Y TYPE FLANGE FILTER
Y型法兰过滤器



主要连接尺寸 Main Connection Dimensions

型号 Type	公称直径 DN(mm)	尺寸 Dimension(mm)					
		L	D	D1	D2	b-f	z-Φd
H42W-16 Y	15	85	95	65	45	16-2	4-Φ14
	20	95	105	75	55	16-2	4-Φ14
	25	105	115	85	65	16-2	4-Φ14
	32	150	135/140	100	78	18-2	4-Φ18
	40	160	145/150	110	85	18-3	4-Φ18
	50	170	160/165	125	100	18-3	4-Φ18
	65	180	180/185	145	120	20-3	8-Φ18
	80	200	195/200	160	135	20-3	8-Φ18
	100	210	215/220	180	155	22-3	8-Φ18
	125	275	245/250	210	185	23-3	8-Φ18
H42W-25 Y	150	300	285/285	240	210	23-3	8-Φ23
	200	380	335/340	295	265	24-3	12-Φ23
	250	430	405	355	320	30-3	12-Φ25
	15	85	95	65	45	16-2	4-Φ14
	20	95	105	75	55	16-2	4-Φ14
	25	105	115	85	65	16-2	4-Φ14
	32	150	135/140	100	78	18-2	4-Φ18
	40	160	145/150	110	85	18-3	4-Φ18
	50	170	160/165	125	100	19-3	4-Φ18
	65	180	180/185	145	120	20-3	8-Φ18
80	200	195/200	160	135	20-3	8-Φ18	
100	210	230/235	190	160	24-3	8-Φ23	
125	275	270	220	188	28-3	8-Φ25	
150	300	300	250	218	30-3	8-Φ25	
200	380	360	310	278	34-3	12-Φ25	
250	430	425	370	335	36-3	12-Φ30	

材料列表 Material list

序号 NO.	零件名称PARTS	材质MATERIAL		
1	阀体BODY	WCB	CF8	CF8M
2	过滤网SCREEN	304	304	316
3	垫片GASKET	PTFE		
4	阀盖BONNET	WCB	CF8	CF8M
5	螺母BPLT	304		
6	螺母NUT	304		
7	垫片GASKET	PTFE		
8	堵头PLUG	304	304	304

特征/FEATURES
1/2"~12"(DN15-DN300)
工作压力W.P.:PN16 CLASS 150 10K
工作温度W.T.: -20°C~180°C

尺寸列表Dimensions 国标GB PN16

单位Unit:mm

尺寸Nominal Diameter	L	d	D2	D1	D	b	f	n-Φd1
15	130	15	45	65	95	16	2	4-14
20	140	20	55	75	105	16	2	4-14
25	150	25	65	85	115	16	2	4-14
32	170	32	78	100	135/140	18	2	4-18
40	200	40	85	110	145/150	18	2	4-18
50	220	50	100	125	160/165	18	2	4-18
65	250	65	120	145	180/185	19	2	4-18
80	280	80	135	160	195/200	20	2	8-18
100	305	100	155	180	215/220	22	2	8-18
125	340	125	185	210	245/250	23	2	8-18
150	380	150	210	240	285/285	23	2	8-23
200	480	200	265	295	335/340	24	2	12-23
250	520	250	320	355	405	26	3	12-25
300	585	300	375	410	460	28	3	12-25